


## SET UP INSTRUCTIONS:

### *gawck X™*




Remove all pieces from the bag



Open tripod base




Insert and secure upper poles into the holes on the top of the tripod base, with hooks facing forward.



Starting at the top, secure one upper banner corner to an upper hook. Repeat for the opposite top corner.



Gently pull banner downward (upper poles will flex) and secure one lower banner corner to a lower hook. Repeat for the opposite lower corner.



Finished piece

**NOTE:** When disassembling, unhook banner from lower corners. Starting from the bottom, roll graphic with back side facing out.